








Attendance Service Support Survey (February 2018)







1. What type of school do you work in?

						Response Percent	Response Total	
1	Primary (LA)					50.57%	88	
2	Primary (Academy)					24.14%	42	
3	Secondary (LA)					5.17%	9	
4	Secondary (Academy)					17.24%	30	
5	Independent					0.57%	1	
6	Special					1.72%	3	
7	Pupil Referral Unit					0.57%	1	
Analysis	Mean:	2.01	Std. Deviation:	1.31	Satisfaction Rate:	16.76	answered	174
	Variance:	1.72	Std. Error:	0.1			skipped	1




2. These are the services that we propose to offer. Please rank them 1 – 5, according to importance (1 being not important, 5 being most important).

Item	Total Score ¹	Overall Rank
Subscription service including Attendance tool kit & advice line	538	1
Termly Networks	531	2
Training	522	3
Attendance Audit	513	4
In school advice and support around attendance strategy and procedure (full day or ½ day)	491	5
¹ Score is a weighted calculation. Items ranked first are valued higher than the following ranks, the score is a sum of all weighted rank counts.	answered	173
	skipped	2

3. Looking at the list below, please tick those areas in which you feel you require further training/support.

			Response Percent	Response Total	
1	Managing attendance data			26.90%	46
2	Attendance legislation and impact on practice			55.56%	95
3	Statutory responsibilities of schools including link with safeguarding			42.69%	73
4	Legal intervention including fast track process and use of FPN's			71.35%	122
5	Developing robust plans for tackling poor attendance			53.80%	92
6	Preparing evidence for legal intervention			60.23%	103

3. Looking at the list below, please tick those areas in which you feel you require further training/support.

						Response Percent	Response Total	
7	Staged approach to management of school attendance					34.50%	59	
8	Development of school policies					14.04%	24	
9	Roles and responsibilities of attendance lead					28.65%	49	
Analysis	Mean:	17.94	Std. Deviation:	26.57	Satisfaction Rate:	175.73	answered	171
	Variance:	705.85	Std. Error:	2.03			skipped	4

Please detail any further areas of attendance management and training that you feel is important and not detailed above. (20)